



Kathleen Toomey MD, MPH, Commissioner | Brian Kemp, Governor

Beverley A. Townsend, MD, MBA, FAAFP
Interim District Health Director
301 Main Street, LaGrange, GA 30240
Phone: (706) 845-4035 • www.district4health.org



COVID-19 Response Summary May 3, 2021

Incident Command Briefing

District 4 has seen a slight decrease in COVID-19 cases over the last 2 weeks. Hospitalizations and deaths have held steady at their current rate. Governor Kemp renewed the “Empowering a Healthy Georgia in response to COVID-19 executive order until May 30th and can be found here: [2021 Executive Orders | Governor Brian P. Kemp Office of the Governor \(georgia.gov\)](#)

For additional vaccine information on scheduling, eligibility and the COVID Vaccine Dashboard can be found here: [COVID Vaccine | Georgia Department of Public Health](#)

Following a thorough safety review, the U.S. Food and Drug Administration, the CDC and Advisory Committee on Immunization Practices (ACIP) have determined that the recommended pause regarding the use of the J&J COVID vaccine in the U.S. should be lifted. The Georgia Department of Public Health (DPH) has aligned with the recommendations of the FDA and CDC and has begun offering J&J vaccine to Georgians aged 18 and older.

The District Operations Team deployed [C.O.R.E](#) this week to start vaccinating within District 4 counties. The District Ops team continues to manage testing and vaccination sites within District 4. Currently every District 4 county has a testing and vaccine site. For additional information on being tested or vaccinated in District 4 please go to the following link: [Home - District 4 Public Health - Georgia Public Health Department \(district4health.org\)](#).

This week’s operational focus will be to work with [C.O.R.E](#) on identifying additional mobile sites within the district, increase education and communication within the community and monitor vaccine and testing numbers.

COVID-19 Operations Report for the weeks of 4/19 and 4/26

447 specimens collected by District 4 Specimen Points of Collection (SPOCs) over the past 2 weeks. **267** specimens collected 4/19 -4/23 and **180** collected 4/26 – 5/1/21.

The Henry Heritage SPOC is operated by Mako Medical Laboratory. This allows the health department personnel to work in the clinic or assist with planning and dispensing vaccine at the COVID point of distribution (POD). Henry Heritage SPOC operates every Saturday from 9 am – 12 pm.

The Coweta SPOC is operated by Mako Laboratory. Hours of operation Tues. & Thurs. 9-2 and every other Saturday 9 am -12 pm.

The Carroll SPOC is operated by Mako Laboratory. Hours of operation- Tues., Thurs. & Fri. 9 am – 3 pm.

Serving Butts, Carroll, Coweta, Fayette, Heard, Henry, Lamar,
Meriwether, Pike, Spalding, Troup, and Upson Counties

Due to the number of specimens continuing to decrease, all SPOCs except those being operated by Mako (Carroll, Coweta & Henry) are operating once a month. This change allows more resources to be devoted to providing Points of Dispensing (PODs) as our vaccine supply increases. The operation dates and hours of all SPOCs will be posted on the county and district web pages, so all are aware of the closest location to seek COVID testing from a District 4 SPOC. Testing availability will be increased as needed.

COVID Vaccine Appointments

All counties have transitioned or in the process of transitioning to the Microsoft Dynamics (MS) scheduling system for COVID Vaccine. Initially, this system will slow down the process at the Points of Dispensing (PODs). Once all staff is educated and the previous appointment systems are phased out, we expect to return to the pre- MS pace. All PODs continue to be by appointment only.

Those wishing to make an appointment to receive the COVID Vaccine can call 1-888-457-0186 or visit the Georgia Department of Public Health website @ <https://dph.georgia.gov>, choose the COVID Vaccine icon then health dept. scheduling icon.



COVID Vaccine Administered

Listed below are the numbers of COVID Vaccine doses administered at each D4PH County POD as of 5/02/21. Note- the number listed for each county is not reflective of the number of residents per county that have received the vaccine; Georgia residents can receive their vaccine at any location throughout the state. Many of the PODs are experiencing an increase in the number of people who do not show for their appointment and several PODs have vacant appointments.

Butts – 4,049 doses administered
Carroll – 9,268 doses administered
Coweta – 14,047 doses administered
Fayette – 13,646 doses administered
Heard – 3,513 doses administered
Henry – 16,909 doses administered
Lamar – 8,672 doses administered
Meriwether – 2,862 doses administered
Pike – 3,646 doses administered
Spalding – 14,461 doses administered
Troup 9,762 doses administered
Upson – 4,188 doses administered
Total doses administered as of 5/2/21 = **105,023**

County Health Departments

All services being offered, but on a limited basis when the county has a POD scheduled. Employees and all who enter the buildings are encouraged to wear a mask, have temperature checked and screened for illness.

Contact Tracing Team Summary for 4/18/2021 – 5/1/2021

- Total # of calls made by District 4 Contact Tracers:
 - Total # of contact attempts (obtained from MTX report) = **1,551**
 - Total # of successful contacts (obtained from MTX report) = **899**
- Total # of individuals currently enrolled in monitoring ongoing (these individuals report by SMS or phone daily) = **378**
 - 345 engaged and no symptoms
 - 10 engaged and symptomatic
 - 23 not engaged
- Total # of individuals currently enrolled in manual monitoring = **26** (DPH calls these individuals daily during the duration of their monitoring/quarantine period per the contact's request)
 - 16 engaged and no symptoms
 - 3 engaged and symptomatic
 - 7 not engaged
- Total # of new contacts pending = **161** (contact for most of these individuals has been initiated/attempted, but no response as of now or they need additional follow-up)
- To date, **30,093** cases have been entered in the DPH Google MTX platform as of 5/1/2021
- Total # of case interviews completed by District 4 Case Investigators = **1,046**

Staffing Summary as of 5/1/2021:

- 1 PH RN
- 3 EPI
- 1 Resource Coordinator
- 1 Regional Coordinator (CDC/DPH)
- 53 Contact Tracers
- 5 Contact Tracer Supervisors
- 49 Case Investigators
- 22 Outbreak Case Investigators
- 6 Case Investigator Supervisors

Continuity of Operations

District 4 has had 256 employees tested/exposed to COVID-19 since March 2020.

Of those 256 employees:

12 were Exposed but not Tested

185 tested negative

59 tested positive

0 pending

87 employees have received the COVID-19 vaccine.

Epidemiology

53 Confirmed Outbreaks from 4/18/21 – 5/2/21

Numbers as of 2:50PM 5/2/2021

Confirmed COVID-19 Cases: 60603 median age: 42

Confirmed COVID-19 Deaths: 1470 median age: 75

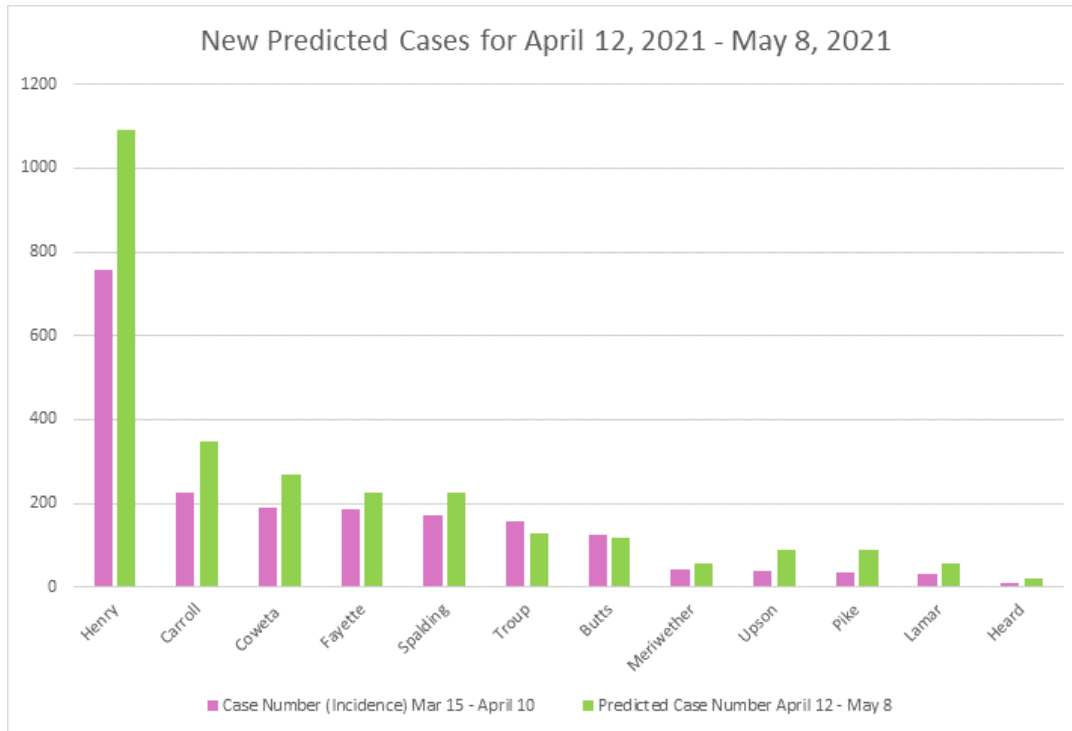
Numbers as of 2:50PM 5/2/2021

	CASES	NEW CASES PAST TWO WEEKS	DEATHS	NEW DEATHS PAST TWO WEEKS
BUTTS	2325	+89	77	+4
CARROLL	7405	+61	131	+1
COWETA	8662	+121	205	+6
FAYETTE	6659	+119	153	+2
HEARD	643	+18	16	+0
HENRY	19167	+390	296	+8
LAMAR	1346	+20	45	+1
MERIWETHER	1523	+23	72	+1
PIKE	1063	+9	26	+0
SPALDING	4057	+79	155	+2
TROUP	5942	+87	187	+5
UPSON	1811	+18	107	+1
Total	60603	+1034	1470	+31

There has been a continued decrease in cases the past 2 weeks, and deaths have decreased as well. It is important to note that as COVID-related deaths are reviewed based on vital record data, death counts may change.

The District 4 Public Health Epidemiology Department is using county-specific data posted on the CDC’s COVID-19 forecasting webpage. This data is tailored for each county. Each forecast uses a different scale due to differences in the numbers of COVID-19 cases occurring in each jurisdiction. Models make various assumptions about the levels of social distancing and other interventions, which may not reflect recent changes in behavior. The graph below shows the predicted cases for April 12 – May 8, 2021, which is based on CDC’s county specific mathematical modeling. Based on the prediction, most of our counties are showing slight increases, while a few may experience decreases. It is likely that the arrival of spring and warm weather will result in more people being outdoors and gathering. This increase in gatherings and travel is likely the basis for the increase in cases predicted. The predictions below illustrate how

important it is to continue adherence to COVID basics (wearing a mask in public, social distancing, and proper hand hygiene).



Demographics	No. Confirmed Cases	% Cases	No. Confirmed Cases (Last 30 days)	% Cases (Last 30 Days)	No. Hospitalized	% Hospitalized
Age	216	0.36	11	0.7	6	0.2
	876	1.45	34	2.1	17	0.5
	1308	2.16	60	3.7	9	0.3
	4626	7.63	148	9.2	53	1.7
	11834	19.53	347	21.6	161	5.1
	9048	14.93	284	17.7	228	7.3
	9713	16.03	242	15.1	367	11.7
	10003	16.51	238	14.8	587	18.7
	6666	11.00	122	7.6	636	20.3
	3929	6.48	78	4.9	650	20.7

Serving Butts, Carroll, Coweta, Fayette, Heard, Henry, Lamar, Meriwether, Pike, Spalding, Troup, and Upson Counties

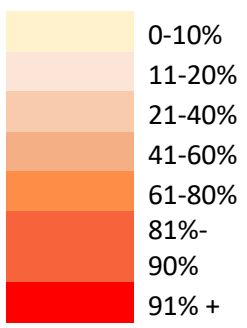
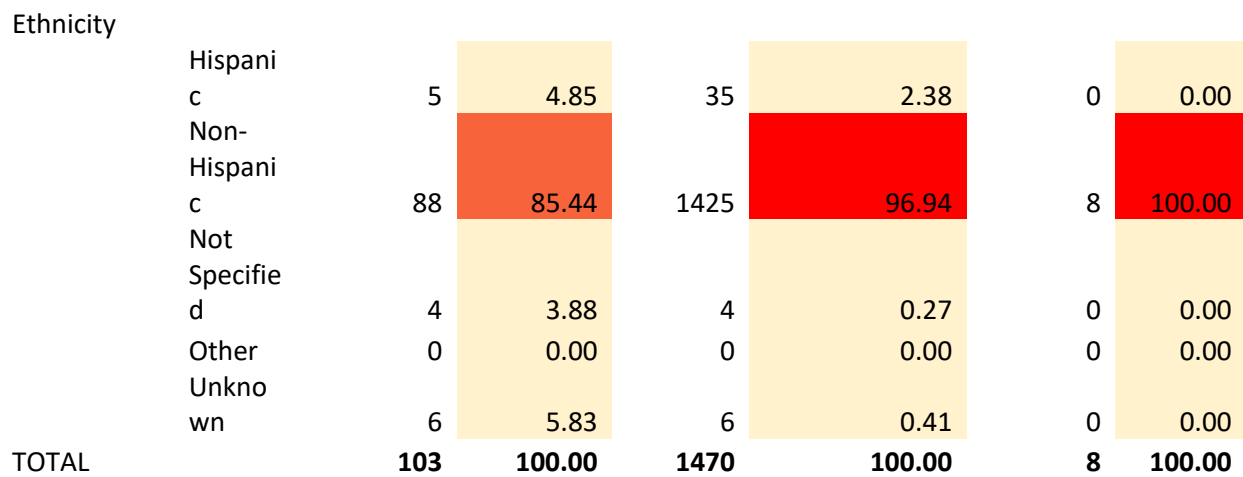
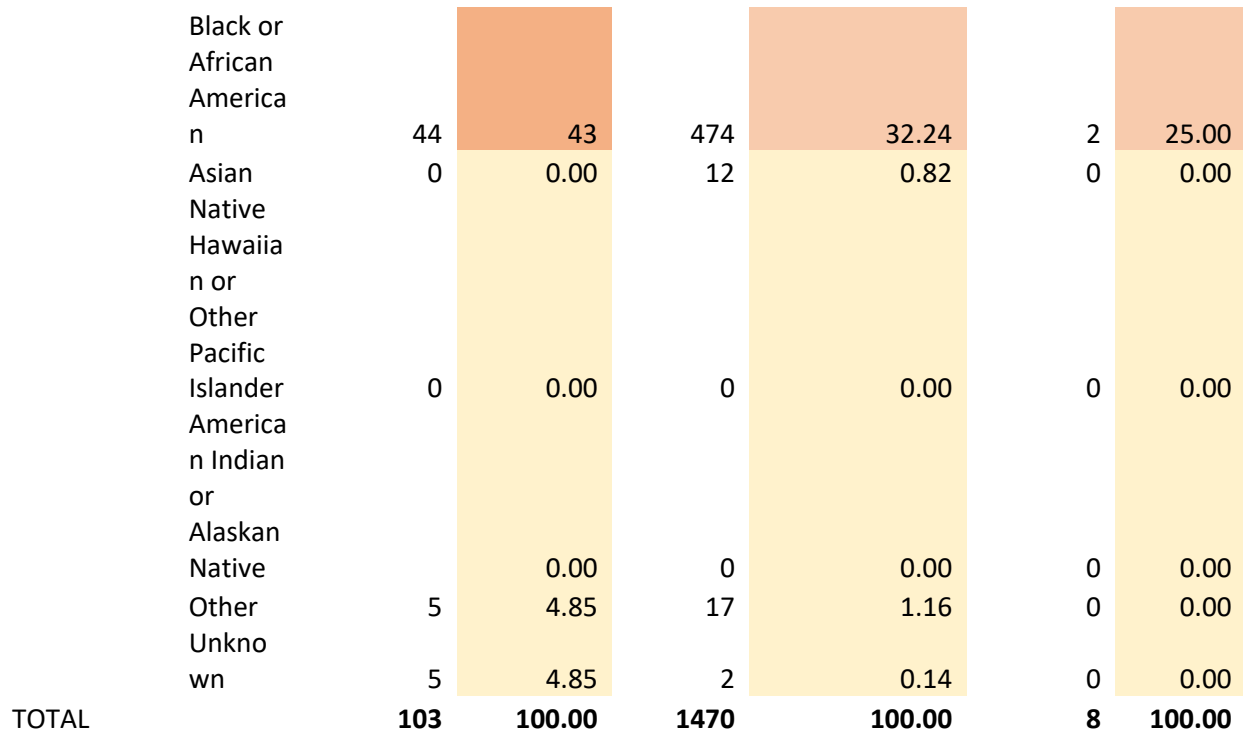
	2270	3.75	38	2.4	419	13.4
	116	0.19	2	0.1	1	0.0
TOTAL	60605	100.00	1604	100.00	3134	100.00

Race	27027	44.6	575	36	1580	50.4
	19235	31.7	581	36	1338	42.7
	805	1.3	18	1	20	0.6
	51	0.1	6	0.37	2	0.1
	51	0.1	1	0.06	2	0.1
	3050	5.0	94	6	110	3.5
	10386	17.1	329	21	82	2.6
TOTAL	60605	100	1604	100	3134	100.0

Ethnicity	3377	5.6	119	7.4	114	3.6
	40979	67.6	1073	66.9	2752	87.8
	10931	18.0	224	14.0	145	4.6
	0	0.0	0	0.0	0	0.0
	5318	8.8	188	11.7	123	3.9
TOTAL	60605	100	1604	100	3134	100

Demographics	No. Hospitalized (in cases from 30 day)	% Hospitalized (in cases from 30 day)	No. Confirmed Deaths	% Deaths	No. Confirmed Deaths (last in cases from 30 days)	% Deaths (in cases from 30 days)
Age						
< 1	0	0.0	0	0.00	0	0.00
1 to 4	0	0.0	0	0.00	0	0.00
5 to 9	2	0.0	0	0.00	0	0.00
10 to 17	7	6.8	0	0.00	0	0.00
18-29	10	9.7	5	0.34	0	0.00
30-39	10	9.7	30	2.04	0	0.00
40-49	16	15.5	53	3.61	0	0.00
50-59	20	22.0	124	8.44	1	12.50
60-69	13	12.6	293	19.93	0	0.00
70-79	14	2.0	429	29.18	4	50.00
80+	11	10.7	536	36.46	3	37.50
Blank	0	0.0	0	0.00	0	0.00
TOTAL	103	100.00	1470	100.00	8	100.00
Race						
White	49	48	965	65.65	6	75.00

Serving Butts, Carroll, Coweta, Fayette, Heard, Henry, Lamar, Meriwether, Pike, Spalding, Troup, and Upson Counties



** The colors above illustrate the burden in each category. A darker color indicates a higher burden.

The table above shows the cumulative case count, hospitalizations, and deaths based upon age range, race, and ethnicity specific to District 4 Public Health. Also shown is the cases, hospitalizations, and deaths in the last 30 days among these groups. It is important to note that this data is limited to what is reported into SENDSS, our electronic notifiable disease surveillance system. This data illustrates that District 4 is seeing the majority of cases in young and middle aged adults; however, our hospitalizations and deaths are still among the elderly. Therefore, it is likely that the younger population are contracting and spreading illness to the elderly, who experience more severe illness that may result in hospitalization and potentially death. We are also seeing more hospitalizations in younger populations as well, which may be related to the large percentage of B.1.1.7 variant that is circulating in Georgia. This variant currently represents 64.3% of sequenced cases in Georgia.

Cases are declining in many of the district's counties; however, cases are still at an high level in terms of community transmission. Many of our larger counties are still at levels considered to be widespread community transmission, while others have moved into the moderate and moderate to high transmission level. As long as cases continue to decline, hospitalizations and deaths will continue to decrease; however, they are plateauing currently. Please remember to follow the COVID basics when going out in your community. Although many are beginning to be vaccinated, the best defense we have to prevent spread of COVID is to continue social distancing, wearing face coverings, and washing hands frequently.