



Kathleen Toomey MD, MPH, Commissioner | Brian Kemp, Governor

Beverley A. Townsend, MD, MBA, FAAFP
Interim District Health Director
301 Main Street, LaGrange, GA 30240
Phone: (706) 845-4035 • www.district4health.org



COVID-19 Response Summary October 26, 2020

Incident Command Briefing

Global cases have surpassed 42.9 million while cases in The United States of America are at 8.6 million. The State of Georgia currently has 350,923 cases and 7,809 deaths. The State of Georgia has tested 3,731,541 residents. District 4 Public Health cumulative COVID-19 cases are at 22,169 and 641 deaths.

District 4's digital newsletter will launch November 2nd and will consist of COVID-19 and Flu updates in the District. You can sign up to receive the newsletter here:

<https://www.district4health.org/services/community-health/covid-19/>

District 4 Incident Command team continues to plan for the COVID-19 vaccine. The State Vaccination Planning and Coordination Team submitted the Georgia COVID-19 Vaccination Response Plan to CDC last week for review and approval. District 4 will begin distributing the rapid antigen test to identified partners. District 4 Epidemiology will continue to coordinate response efforts with schools, business and local governments to identify, track and slow the spread of COVID-19. There was another slight increase in positive COVID-19 cases state-wide for a 2nd week in a row. District 4 Public Information team will continue its focus on disseminating the COVID-19 basics which are wear a face covering while in public, continue to social distance (6ft) and increase hand hygiene when possible. The top settings for outbreaks in Georgia are School Settings (24) and Long-Term Care Facilities (24) this past week.

This week's operational focus will be to coordinate the usage of the BinaxNow rapid antigen testing with identified partners, increasing private school and colleges reporting to District 4 Epidemiology Team and preparing messaging for the holiday season.

COVID-19 Operations Report 10/26

1,583 specimens collected by District 4 Specimen Points of Collection (SPOCs) over the past week.

- **Butts** -Thurs. (9 am - 11 am) **9** specimens collected
- **Carroll** – Wed. (8 am – 1pm) & Sat. (9 am – 12 pm) **131** specimens collected
- **Coweta** – Mon.- Fri. (8 am –1 pm) **451** specimens collected
- **Fayette** –Tues. & Fri. (8 am -1 pm) **253** specimens collected
- **Heard** – Mon. (9 am-11 am) **15** specimens collected
- **Henry** – Mon.- Fri. (8 am –1 pm) **430** specimens collected
- **Lamar** - Thurs. (8 am-1pm) **49** specimens collected
- **Meriwether-Greenville** – Wed. (9am -11 am) **28** specimens collected
- **Meriwether-Manchester** - Fri. (9 am -11 am) **29** specimens collected
- **Pike** - Tues. (9 am – 11 am) **17**specimens collected
- **Spalding**- Tues. (9 am – 11 am) **28** specimens collected

Serving Butts, Carroll, Coweta, Fayette, Heard, Henry, Lamar,
Meriwether, Pike, Spalding, Troup, and Upson Counties

- **Troup** – Mon. (8 am – 1 pm) **33** specimens collected
- **Upson**- Wed. (8 am- 1 pm) **23** specimens collected
- **3 Mobile SPOCs**
 Gordon College in Lamar - **22** specimens collected
 Henry County Detention Center- **14** specimens collected
 Poplar Creek Assisted Living in Troup - **51** specimens collected

The average turnaround time for lab results is 2 days.

Hours for the SPOCs currently operating is 8am-1pm but will be changed to 9am-2pm beginning November 2. This change is being made due to the time “falling back” one hour as of 11/1/2020. **The Coweta SPOC will not operate on 11/3/2020 because their operation site is one of the county’s polling sites.**

One D 4 SPOC will continue to be open on Saturdays (9 am – 12 pm) on a rotating basis. All SPOCS will be **closed on Wednesday, November 11, in observance of Veterans Day**. Also, all SPOCS will be closed for Thanksgiving on November 26 & 27 and Christmas on December 24 & 25. The SPOCs operating on the Saturday after the Thanksgiving, Christmas & New Year’s Holidays were randomly selected by drawing their names from a basket.

Saturday SPOC Schedule:

10/31 – Meriwether	11/7 – Lamar
11/14 – Spalding	11/21 – Fayette
11/28 - Lamar	

County Health Departments

All services are being offered. Employees and all who enter the buildings are encouraged to wear a mask, have temperature checked and screened for illness.

Contact Tracing Team Summary for 10/17/2020 @1239 – 10/24/2020 @ 1504

- Total # of calls made by District 4 Contact Tracers = **1,513**
- Total # of individuals currently enrolled in monitoring ongoing (these individuals report by SMS or phone daily) = **541**
 - 491 engaged and no symptoms
 - 7 engaged and symptomatic
 - 43 not engaged
- Total # of individuals enrolled in manual monitoring = **26** (DPH calls these individuals daily during the duration of their monitoring/quarantine period per the contact’s request)
 - 11 engaged and no symptoms
 - 3 engaged and symptomatic
 - 12 not engaged
- Total # of new contacts pending = **234** (contact for most of these individuals has been initiated/attempted, but no response as of now or they need additional follow-up)

- To date, **9,391** cases have been entered in the DPH Google MTX platform as of 10/24/2020
- Total # of case interviews completed by District 4 Case Investigators = **738**

Staffing Summary as of 10/24/2020:

- 1 PH RN
- 2 EPI
- 1 Resource Coordinator
- 68 Contact Tracers
- 5 Contact Tracer Supervisors
- 60 Case Investigators
- 25 Outbreak Case Investigators
- 4 Case Investigator Supervisors

Continuity of Operations

As of 10/24/2020:

146 district 4 employees exposed/tested for COVID-19

118 negative results.

25 positive results

1 pending results

2 exposed not tested

Epidemiology

6 Confirmed Outbreaks

Numbers as of 5:30PM 10/25/20

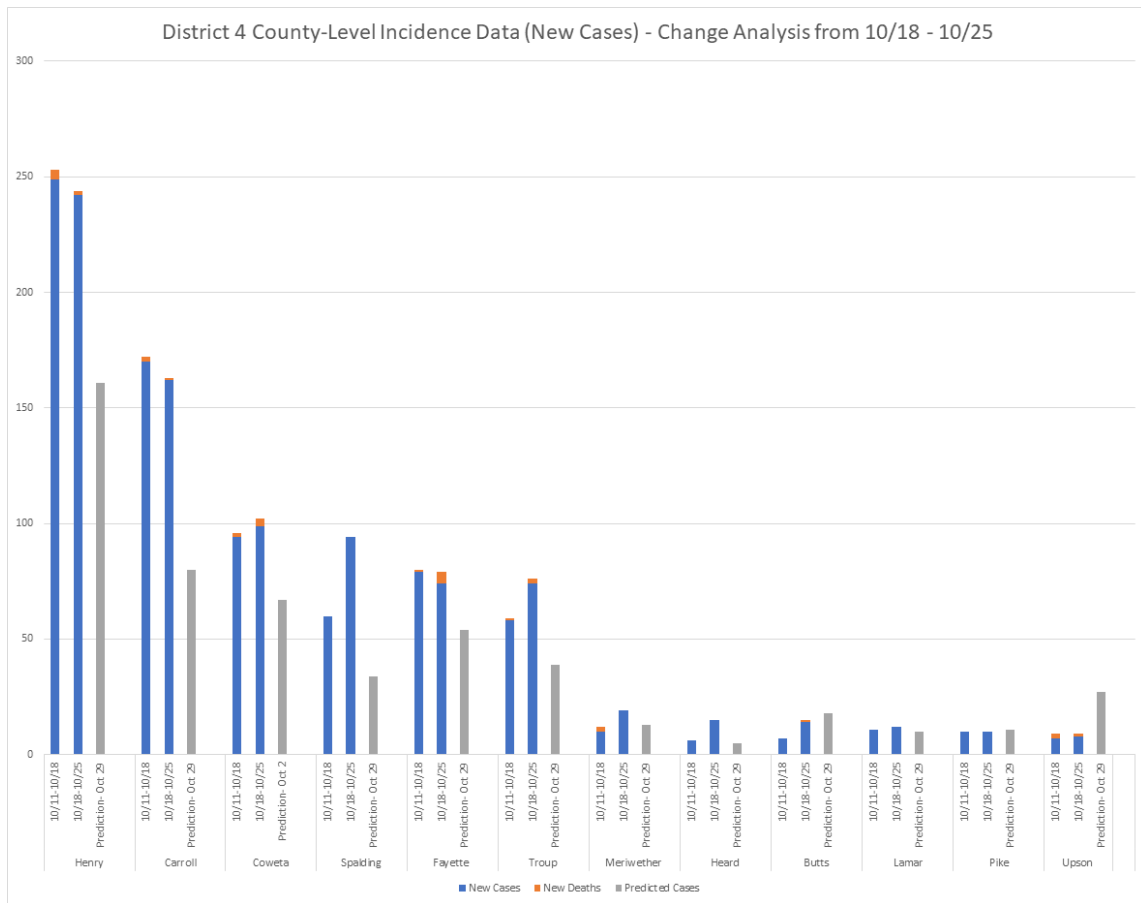
Confirmed and Presumptive COVID-19 Infections: 22352 median age: 42

Confirmed and Presumptive COVID-19 Deaths: 641 median age: 76

Numbers as of 2:30PM 10/25/20

COUNTY	CASES	INCREASE CASES SINCE LAST WEEK	DEATHS	INCREASE DEATHS SINCE LAST WEEK
BUTTS	735	+14	44	+1
CARROLL	3276	+162	75	+1
COWETA	2938	+99	63	+3
FAYETTE	2094	+74	57	+5
HEARD	223	+15	6	+0
HENRY	6125	+242	112	+2
LAMAR	411	+12	19	+0
MERIWETHER	583	+19	16	+0

PIKE	380	+10	11	+0
SPALDING	1563	+94	62	+0
TROUP	3014	+74	106	+2
UPSON	827	+8	70	+1
Total	22169	+823	641	+15

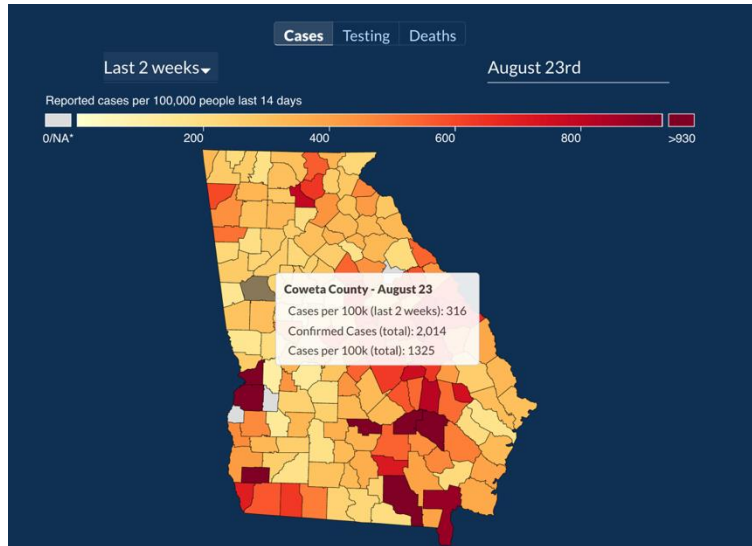


County Transmission Levels on <https://dph.georgia.gov/covid-19-daily-status-report>

Hover over any county on the map of GA and look for Cases per 100K (last 2 weeks). This will allow you to view the cases per 100K any day of the week and compare it to other counties.

Once you have the number of cases per 100k (last 2 weeks) you can determine each county's community spread level using the table below.

Serving Butts, Carroll, Coweta, Fayette, Heard, Henry, Lamar, Meriwether, Pike, Spalding, Troup, and Upson Counties

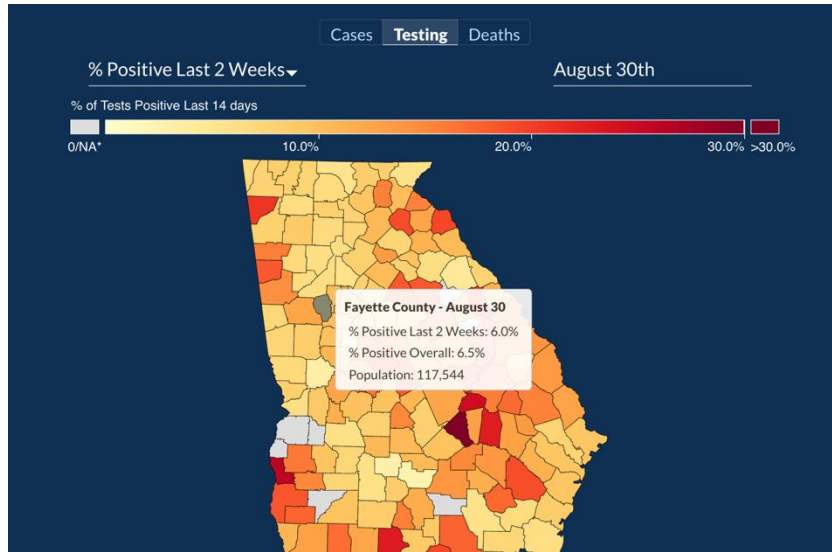


Data Description
Confirmed COVID-19 cases includes all cases of COVID-19 reported to DPH and confirmed with a molecular (PCR) laboratory test. As cases continue to be investigated and data quality checks are performed, the data in this report is subject to change.
County indicates case county of residence.
14-day incidence rate indicates newly reported confirmed COVID-19 cases among county residents per 100,000 residents during the 14-day period indicated, using 2018 U.S. Census data to derive county population.
COVID-19 Transmission Levels
High: greater than 100 cases per 100,000 county residents – CDC Level - Substantial, Uncontrolled
Moderately High: greater than 50-100 cases per 100,000 county residents – CDC Level - Substantial, Controlled
Moderate: greater than 10-50 cases per 100,000 county residents – CDC Level - Moderate
Low: 0-10 cases per 100,000 county residents – CDC Level - Low
Insufficient data: rates cannot be accurately calculated for counties with < 5 cases. These counties may have low levels of transmission but may be affected by other factors such as levels of COVID-19 testing. Counties in this category should consider other factors affecting the school district, including the transmission category of surrounding counties.

% of tests positive <https://dph.georgia.gov/covid-19-daily-status-report>

% Positive Last 2 Weeks: Reflects the percent positive PCR tests reported through ELR by county during the last 2 weeks.

% Positive Overall: Reflect the cumulative percent positive PCR tests reported through ELR by county



Georgia DPH Guidance

Guidance documents can be found on the DPH website at <https://dph.georgia.gov/dph-guidance>

Guidance for Georgia K-12 Schools and School-Based Programs updated 8/12/20

Guidance for Childcare Facilities in Georgia updated 8/12/20