



Kathleen Toomey MD, MPH, Commissioner | Brian Kemp, Governor

**Beverley A. Townsend, MD, MBA, FAAFP**  
**Interim District Health Director**  
301 Main Street, LaGrange, GA 30240  
Phone: (706) 845-4035 • www.district4health.org



## COVID-19 Response Summary October 5, 2020

### Incident Command Briefing

Global cases have surpassed 34.9 million while cases in The United States of America are at 7.3 million. The State of Georgia currently has 320,634 cases and 7,106 deaths. The State of Georgia has tested 3,274,564 residents. District 4 Public Health cumulative COVID-19 cases are at 19,956 and 594 deaths.

District 4 testing sites has transitioned from nasopharyngeal to nasal swabbing. All counties have submitted their continuation of testing and influenza vaccination plans. Closed POD partners were notified of the opening enrollment into the COVID-19 vaccination site program (Closed/Open). The Medical Countermeasures Coordinator is available to discuss vaccination site enrollment for all Closed POD partners. District 4 will receive a shipment of the Abbott BinaxNow rapid antigen test next week and will work with the Epidemiology Team to identify communities/schools/businesses that may benefit from this test. The District 4 Public Health Epidemiology Team distributed the school bi-weekly report and the 4-week prediction analysis. The Epidemiology Team is optimistic that per the 4-week prediction modeling, most counties did not hit their predicted case numbers which shows a potential decrease in cases per capita. A decrease in cases per capita shows that the district could be moving from an uncontrolled community-wide spread to a controlled community-wide spread. The Epidemiology Team would like to preface this information by saying variables like enforcing mask policies, social distancing, increase hand hygiene, and limiting large gatherings are all significant variables that could change the current prediction. The top settings for outbreaks in Georgia are School Settings (28) and Long-Term Care Facilities (17) this past week.

This week's operational focus will be to plan and distribute the BinaxNow rapid antigen testing, reviewing Epidemiological Data to determine hot spots for messaging and testing in our communities, purchasing winterized equipment and continued planning for receiving, storing and disseminating the COVID-19 vaccine.

### **COVID-19 Operations Report 10/5**

**1,318 specimens** collected by District 4 Specimen Points of Collection (SPOCs) over the past week.

- **Butts** - SPOC Thurs. (9 am - 11 am) **20** specimens collected
- **Carroll** – Wed. (8 am – 1pm & 2– 7 pm) **168** specimens collected
- **Coweta** – Mon.- Fri. (8 am –1 pm) **256** specimens collected
- **Fayette** –Tues. (8 am -1 pm & 2-7 pm), Fri. (8 am –1 pm) **217** specimens collected
- **Heard** – Wed. (9 am-11 am) **12** specimens collected
- **Henry** – M, W, Th & Fri. (8 am – 1 pm), Tues. (8 am – 1pm & 2– 7 pm) **408** specimens collected
- **Lamar** - Thurs. (8 am-1pm) **35** specimens collected
- **Meriwether-Greenville** – Wed. (9am -11 am) **18** specimens collected

Serving Butts, Carroll, Coweta, Fayette, Heard, Henry, Lamar,  
Meriwether, Pike, Spalding, Troup, and Upson Counties

- **Meriwether-Manchester** - Fri. (9 am -11 am) **38** specimens collected
- **Pike** - Tues. (9 am – 11 am) **16** specimens collected
- **Spalding**- Wed. (8 am -1 pm) **26** specimens collected
- **Troup** – Mon. (8 am – 1 pm) **53** specimens collected
- **Upson**- Wed. (8 am- 1 pm) & Sat. (9 am – 12 pm) **51** specimens collected

The average turnaround time for lab results is 2 days.

We continue to promote testing for COVID-19. Operation hours of some of the SPOCs is changing this week. Carroll, Fayette & Henry will no longer have extended hours. Heard will begin operating on Monday 9-11 and Spalding on Tuesday 9-11. Operations and logistics are working to identify areas in need of mobile, “pop up” SPOCs.

Upson County SPOC will operate on Saturday 10/10, 9 am – 12 pm.

Meriwether SPOC will operate on Columbus Day Holiday 10/12, 9 am – 12 pm. All other SPOCs will be closed on this day.

### **County Health Departments**

All services being offered. Flu vaccine is now available in all health departments. Employees and all who enter the buildings are encouraged to wear a mask, have temperature checked and screened for illness.

### **Contact Tracing Team Summary for 9/26/2020 @1201 – 10/3/2020 @ 1200**

- Total # of calls made by District 4 Contact Tracers = **1,363**
- Total # of individuals currently enrolled in monitoring ongoing (these individuals report by SMS or phone daily) = **348**
  - 312 engaged and no symptoms
  - 17 engaged and symptomatic
  - 19 not engaged
- Total # of individuals enrolled in manual monitoring = **20** (DPH calls these individuals daily during the duration of their monitoring/quarantine period per the contact’s request)
  - 10 engaged and no symptoms
  - 1 engaged and symptomatic
  - 9 not engaged
- Total # of new contacts pending = **239** (contact for most of these individuals has been initiated/attempted, but no response as of now or they need additional follow-up)
- To date, **7,129** cases have been entered in the DPH Google MTX platform as of 10/3/2020
- Total # of case interviews completed by District 4 Case Investigators = **790**

### **Staffing Summary as of 10/3/2020:**

- 1 PH RN

- 2 EPI
- 1 Resource Coordinator
- 69 Contact Tracers
- 5 Contact Tracer Supervisors
- 80 Case Investigators
- 7 Outbreak Case Investigators
- 3 Case Investigator Supervisors

### Continuity of Operations

Total number of employees exposed: 134

Negative results: 107

Positive results: 24

Exposed not tested: 2

Pending: 1

### Epidemiology

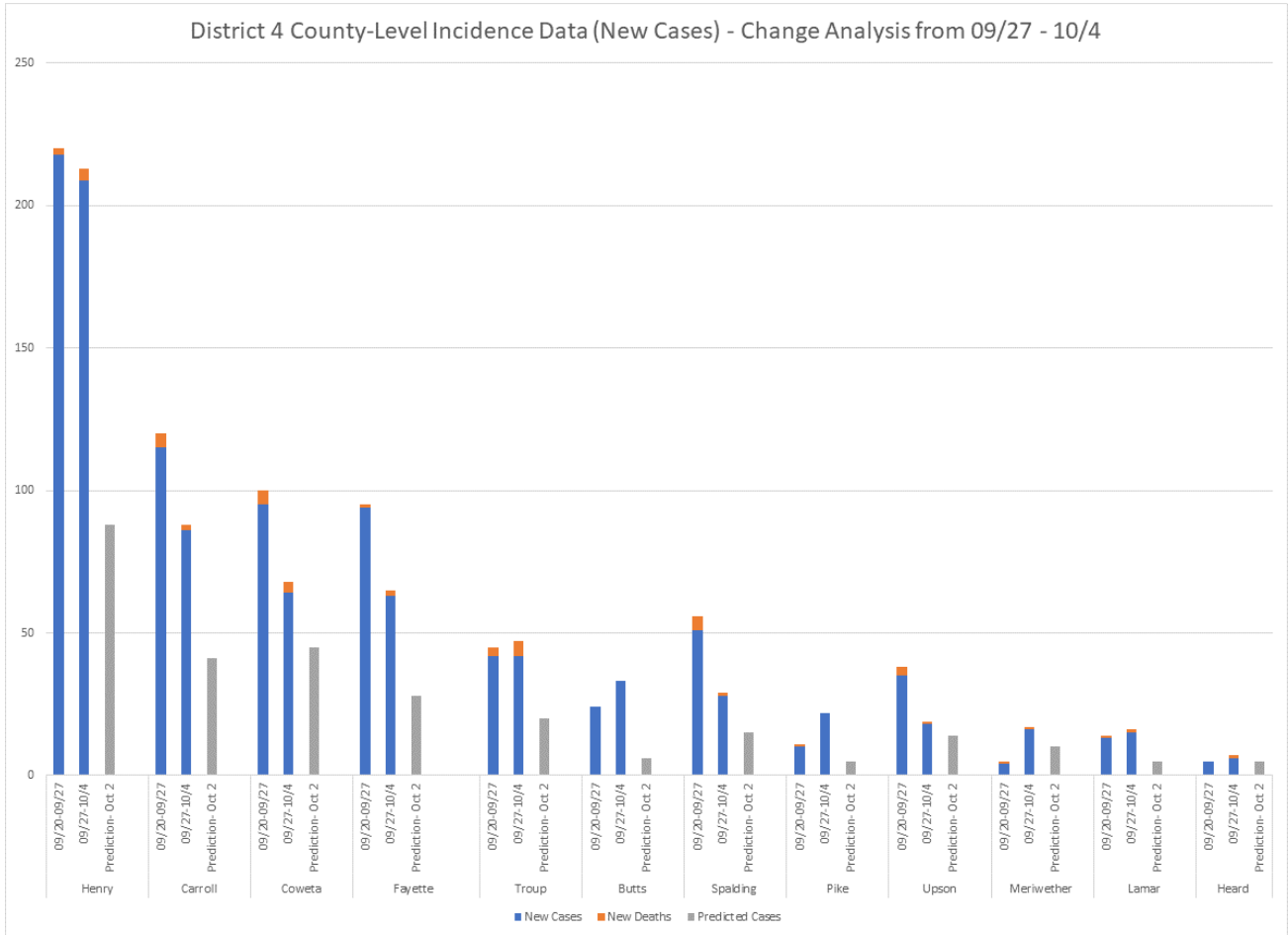
6 Defined Outbreaks

Confirmed and Presumptive COVID-19 Infections: 20079 median age: 42

Confirmed and Presumptive COVID-19 Deaths: 597 median age: 76

Numbers as of 2:00 PM 10/4/20

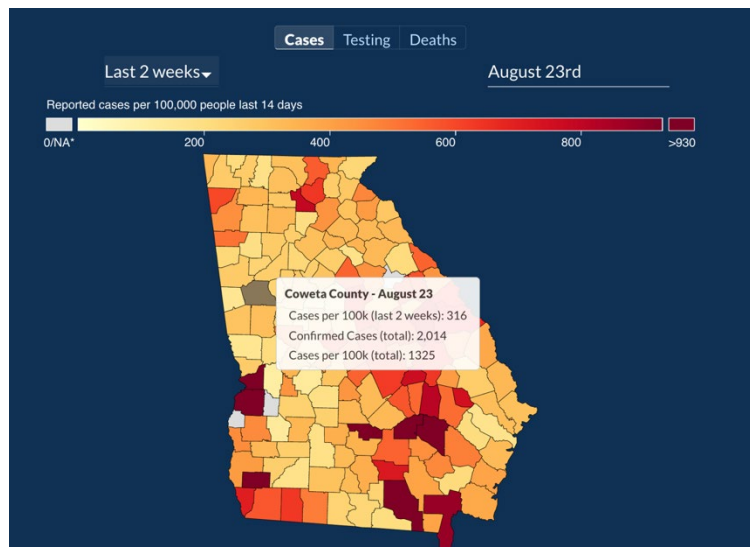
	CASES	INCREASE CASES SINCE LAST WEEK	DEATHS	INCREASE DEATHS SINCE LAST WEEK
BUTTS	686	+33	43	+0
CARROLL	2831	+86	70	+2
COWETA	2662	+64	50	+4
FAYETTE	1902	+63	52	+2
HEARD	200	+6	6	+1
HENRY	5408	+209	104	+4
LAMAR	379	+15	19	+1
MERIWETHER	551	+16	14	+1
PIKE	346	+22	10	+0
SPALDING	1359	+28	62	+1
TROUP	2829	+42	101	+5
UPSON	803	+18	63	+1
Total	19956	+602	594	+22



**County Transmission Levels** on <https://dph.georgia.gov/covid-19-daily-status-report>

Hover over any county on the map of GA and look for Cases per 100K (last 2 weeks). This will allow you to view the cases per 100K any day of the week and compare it to other counties.

Once you have the number of cases per 100k (last 2 weeks) you can determine each county's community spread level using the table below.

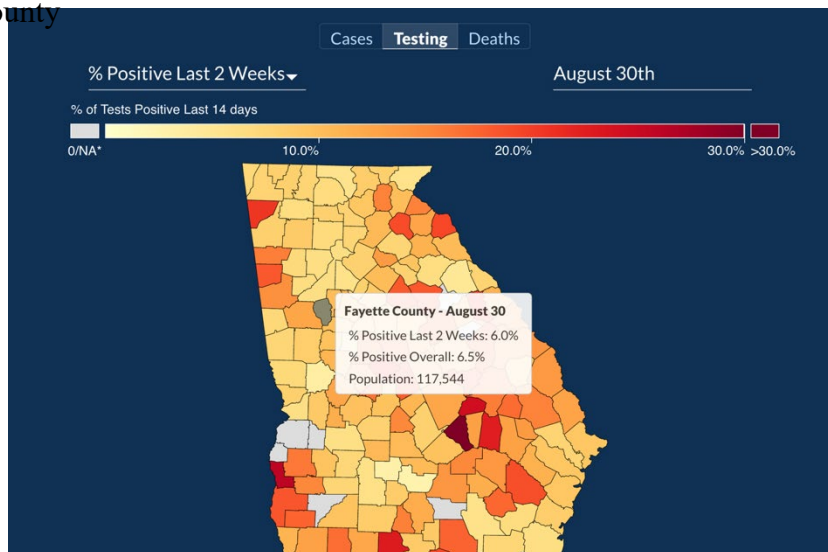


<b>Data Description</b>
Confirmed COVID-19 cases includes all cases of COVID-19 reported to DPH and confirmed with a molecular (PCR) laboratory test. As cases continue to be investigated and data quality checks are performed, the data in this report is subject to change.
County indicates case county of residence.
14-day incidence rate indicates newly reported confirmed COVID-19 cases among county residents per 100,000 residents during the 14-day period indicated, using 2018 U.S. Census data to derive county population.
<b>COVID-19 Transmission Levels</b>
High: greater than 100 cases per 100,000 county residents – CDC Level - Substantial, Uncontrolled
Moderately High: greater than 50-100 cases per 100,000 county residents – CDC Level - Substantial, Controlled
Moderate: greater than 10-50 cases per 100,000 county residents – CDC Level - Moderate
Low: 0-10 cases per 100,000 county residents – CDC Level - Low
Insufficient data: rates cannot be accurately calculated for counties with < 5 cases. These counties may have low levels of transmission but may be affected by other factors such as levels of COVID-19 testing. Counties in this category should consider other factors affecting the school district, including the transmission category of surrounding counties.

**% of tests positive** <https://dph.georgia.gov/covid-19-daily-status-report>

**% Positive Last 2 Weeks:** Reflects the percent positive PCR tests reported through ELR by county during the last 2 weeks.

**% Positive Overall:** Reflect the cumulative percent positive PCR tests reported through ELR by county



Serving Butts, Carroll, Coweta, Fayette, Heard, Henry, Lamar, Meriwether, Pike, Spalding, Troup, and Upson Counties

## **Georgia DPH Guidance**

Guidance documents can be found on the DPH website at <https://dph.georgia.gov/dph-guidance>

Guidance for Georgia K-12 Schools and School-Based Programs updated 8/12/20

Guidance for Childcare Facilities in Georgia updated 8/12/20