

OPIOIDS IN GEORGIA



Some facts:



According to SARA (Substance Abuse Research Alliance) In Georgia, **77% of rural counties** have limited, or no access to an evidence-based practice for opioid use disorder.

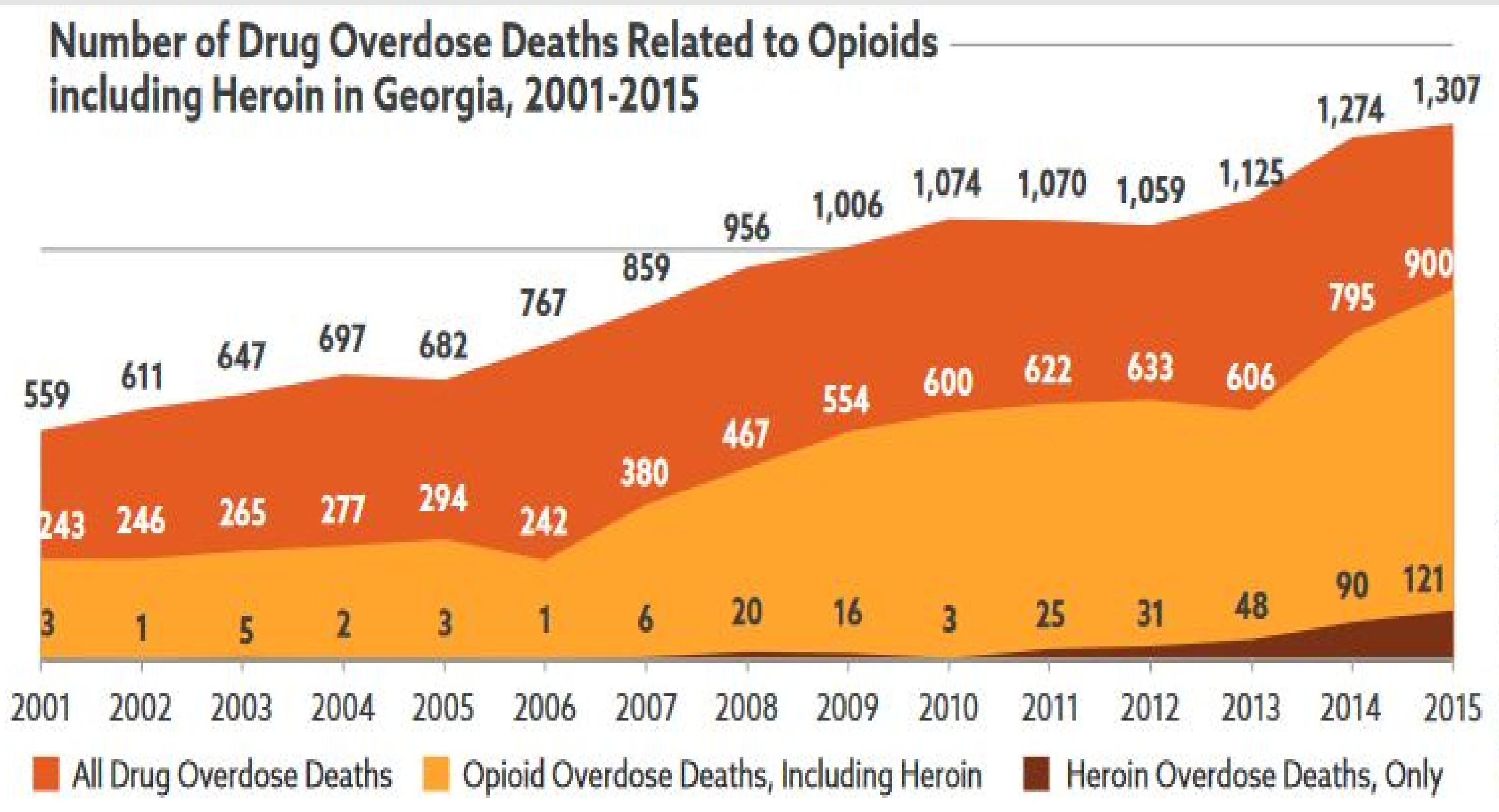
In Georgia:

There were **549** opioid drug overdoses in 2015 (This is a tenfold increase from 1999).

There are **29** counties where drug overdose rates outpace the US average.

Georgia ranks in the top **11** states with the most prescription opioid overdose deaths.

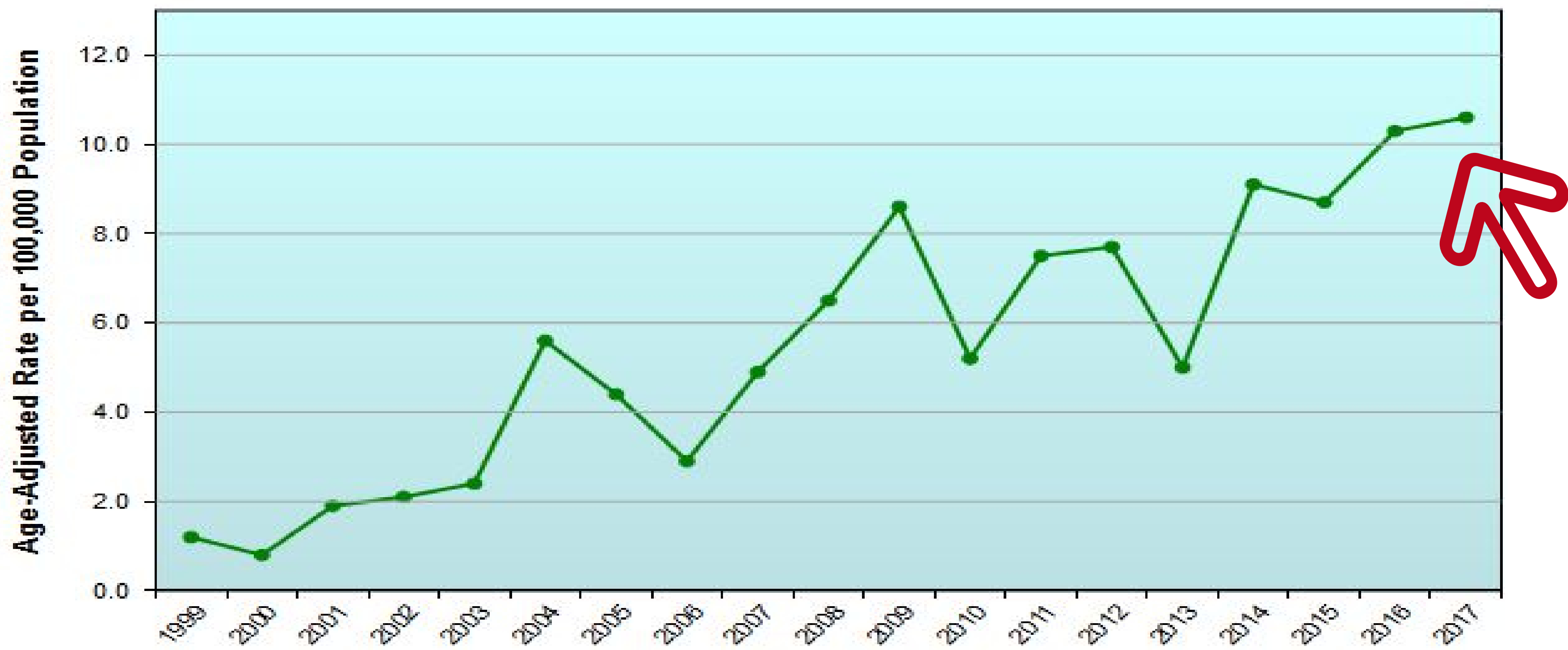
Opioids, primarily prescription pain relievers and heroin, are the main driver of drug overdose deaths. Of the 1,307 overdose deaths in 2015 in Georgia, 900, or 88% were due to opioids.



Source: Office of Health Indicators for Planning (OHIP), Georgia Department of Public Health.

In District 4: The use of all opioids is increasing each year. The counties with the highest fatal overdose deaths are Carroll and Henry counties.

Age-Adjusted Death Rate, All Opioids, District 4 Public Health, GA, 1999-2017



MEASURE	1999	2000	2001	2002	2003	2004	2005	2006	2007	2008	2009	2010	2011	2012	2013	2014	2015	2016	2017
Age-Adjusted Death Rate	1.2	0.8	1.9	2.1	2.4	5.6	4.4	2.9	4.9	6.5	8.6	5.2	7.5	7.7	5.0	9.1	8.7	10.3	10.6

Number of Deaths by County of Residence, District 4 Public Health, All Opioids, 2017

Number of Deaths


- 1
- 2 - 3
- 5 - 7
- 18
- 21

Layer visibility

- Hospitals
- Cities/Towns
- Interstates
- Major Roads
- GA House
- GA Senate
- Zip Code Boundary
- County Labels
- PHD Codes
- PHD Labels

Legend

- Interstates
- PHD
- County



Data Source: <https://oasis.state.ga.us/>

